



District Report Card: 2017


State: Tamil Nadu	District: Kanniyakumari
Class: 8	Subject: Language
Schools: 51	Students: 968


Participation/Coverage


Students

 GENDER	Boys		Girls	
	Number	%	Number	%
	311	32.13	657	67.87

 AREA	Rural		Urban	
	Number	%	Number	%
	563	58.16	405	41.84

 CATEGORY	SC		ST		OBC		GEN	
	Number	%	Number	%	Number	%	Number	%
	34	3.51	3	0.31	853	88.12	78	8.06

 CWSN	LD	VI	HI	S&LD	ID	Oth
	2	2	1	1	5	40

 Management	Government		Government-aided	
	Number	%	Number	%
	309	31.92	659	68.08

Average Performance of Students in Language (%)

Overall	Gender		Area		Management		Social Group			
	Male	Female	Rural	Urban	Govt.	Aided	SC	ST	OBC	GEN
61.62	59.89	62.44	63.43	59.09	60.09	62.34	57.25	66.67	62.06	58.55

Performance on Learning Outcomes (LOs)

Learning Outcomes	Description	Average Performance(%)
L813	Read textual/non-textual materials with comprehension and identifies the details, characters, main idea and sequence of ideas and events while reading	61.62

Range of Performance of Students who Answered Correctly							
Below 30%		30% - 50%		50% - 75%		Above 75%	
Number	%	Number	%	Number	%	Number	%
77	7.95	188	19.42	460	47.52	243	25.10

Lowest Performing Learning Outcomes (LOs)

1 - Read textual/non-textual materials with comprehension and identifies the details, characters, main idea and sequence of ideas and events while reading (61.62)